

XV535 Rear drive swap for the 650 Vstar rear end and drive splines



By Damyankee



Member Since: 6/7/2005


Posts: 241

Last Visit: 4:17 am

"The splines were gone as you can see in the pics. You can't buy these parts, you have to buy the the full assy. from the dealer but if you buy a used XV535 assy. You save a few bucks, like I spent \$60 with shipping and through a dealer it's \$585-600+ and in just a few hours your back up."








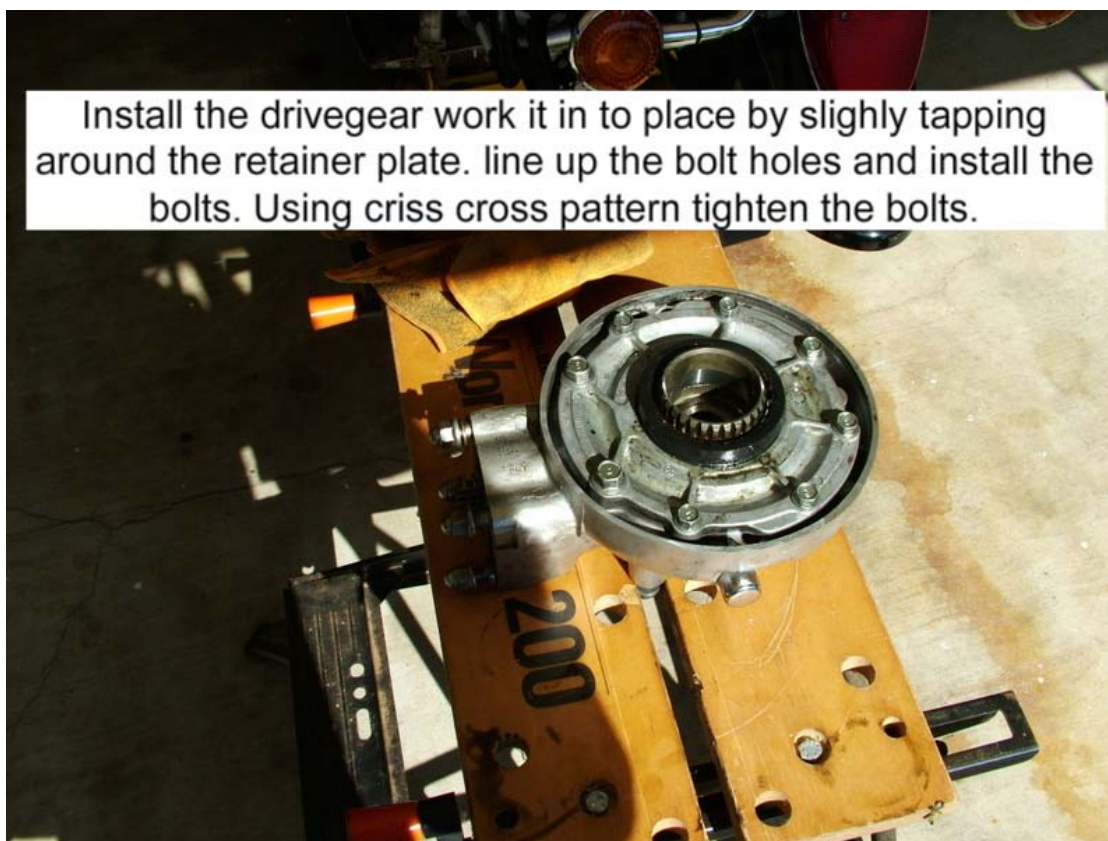
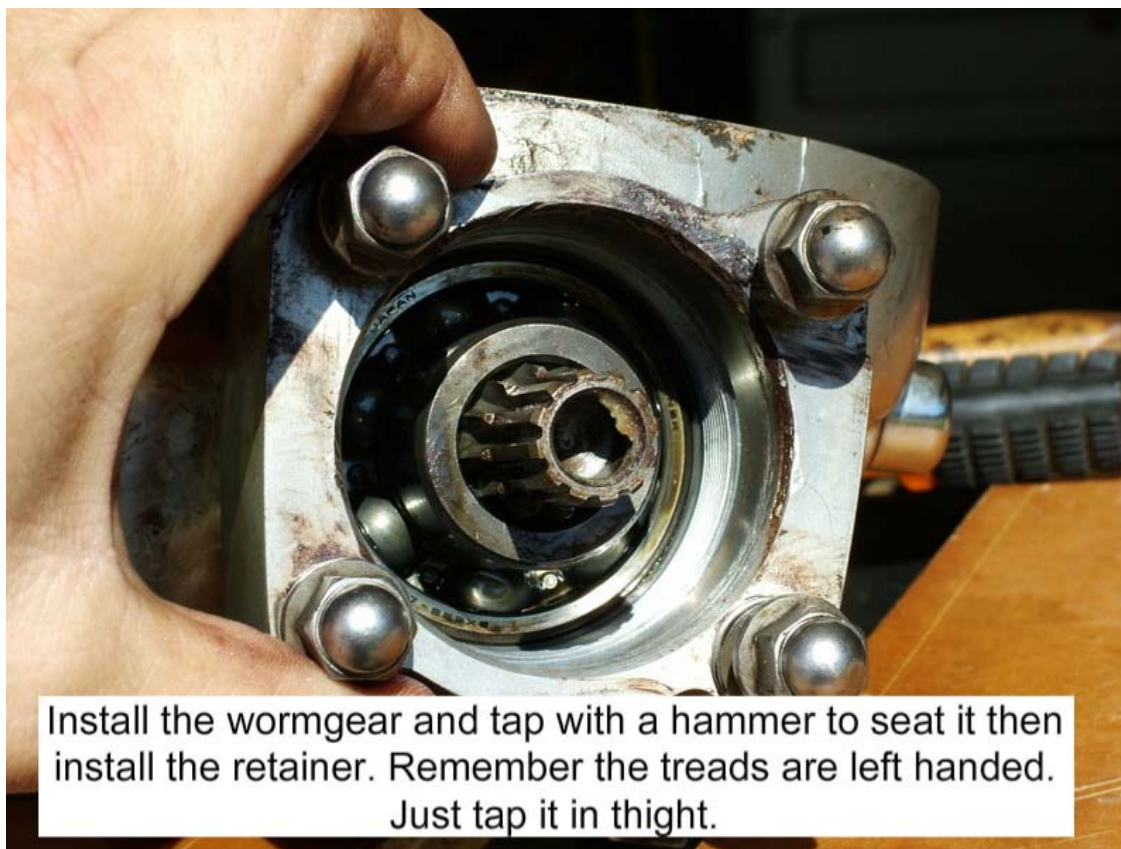
Wormgear

To remove the wormgear I used a flat tip screwdriver from in side the housing and lightly wedged and pried. You can also grab the splines with pliers and pull out the wormgear.



This is where I pried with a screwdriver to get the wormgear loose then used pliers to pull it out by the splines.





"make sure you use ALL the parts from the 535, including the shims. If they use the 650 shims then there is not enough play and everything is too tight. Could cause a serious problem if someone doesn't check it before install...."

As long as they use the 535 gears AND shims, they will be fine.

Doug

CYCLESBYBREEZE.COM

[Our Online Store](#)

The Journey IS The Destination

This can save you some serious bucks folks purchase the 535 rear end off of E-Bay and you've saved yourself a bundle

"Fear leads to anger, anger leads to hate, hate leads to suffering"

Yoda - Jedi Master

